



District Report Card: 2017


State: Kerala	District: Kozhikode
Class: 8	Subject: Mathematics
Schools: 51	Students: 1333


Participation/Coverage


Students

<div>GENDER</div> <div></div>	Boys		Girls	
	Number	%	Number	%
	651	48.84	682	51.16

<div>AREA</div> <div></div>	Rural		Urban	
	Number	%	Number	%
	956	71.72	377	28.28

<div>CATEGORY</div> <div></div>	SC		ST		OBC		GEN	
	Number	%	Number	%	Number	%	Number	%
	74	5.55	5	0.38	1106	82.97	148	11.10

<div>CWSN</div> <div></div>	LD	VI	HI	S&LD	ID	Oth
	6	0	1	0	8	8

<div>Management</div> <div></div>	Government		Government-aided	
	Number	%	Number	%
	585	43.89	748	56.11

Average Performance of Students in Mathematics (%)

Overall	Gender		Area		Management		Social Group			
	Male	Female	Rural	Urban	Govt.	Aided	SC	ST	OBC	GEN
47.81	47.39	48.21	47.48	48.66	47.23	48.27	44.95	30.67	48.04	48.11

Performance on Learning Outcomes (LOs)

Learning Outcomes	Description	Average Performance(%)
M601	Solves problems involving large numbers by applying appropriate operations	42.77
M606	Solves problems on daily life situations involving addition and subtraction of fractions / decimals	49.05
M620	Finds out the perimeter and area of rectangular objects in the surroundings like floor of the class room, surfaces of a chalk box etc.	45.39
M621	Arranges given/collected information in the form of table, pictograph and bar graph and interprets them	51.82
M702	Interprets the division and multiplication of fractions	48.31
M705	Solves problems related to daily life situations involving rational numbers	58.81
M706	Uses exponential form of numbers to simplify problems involving multiplication and division of large numbers	25.62
M707	Adds/subtracts algebraic expressions	62.12
M710	Solves problems related to conversion of percentage to fraction and decimal and vice versa	30.56
M717	Finds out approximate area of closed shapes by using unit square grid/graph sheet	41.17
M719	Finds various representative values for simple data from her/his daily life contexts like mean, median and mode	58.62
M721	Interprets data using bar graph	60.80
M801	Generalizes properties of addition, subtraction, multiplication and division of rational numbers through patterns	24.23
M802	Finds rational numbers between two given rational numbers	32.10
M803	Proves divisibility rules of 2, 3, 4, 5, 6, 9 and 11	31.82
M804	Finds squares, cubes, square roots and cube roots of numbers using different methods	34.57
M808	Uses various algebraic identities in solving problems of daily life	46.30
M812	Verifies properties of parallelogram and establishes the relationship between them through reasoning	54.11
M818	Finds surface area and volume of cuboidal and cylindrical object	31.79
M819	Draws and interprets bar charts and pie charts	58.21

Range of Performance of Students who Answered Correctly							
Below 30%		30% - 50%		50% - 75%		Above 75%	
Number	%	Number	%	Number	%	Number	%
248	18.60	548	41.11	408	30.61	129	9.68

Lowest Performing Learning Outcomes (LOs)

1 - Generalizes properties of addition, subtraction, multiplication and division of rational numbers through patterns (24.23)

2 - Uses exponential form of numbers to simplify problems involving multiplication and division of large numbers (25.62)

3 - Solves problems related to conversion of percentage to fraction and decimal and vice versa (30.56)

4 - Finds surface area and volume of cuboidal and cylindrical object (31.79)

5 - Proves divisibility rules of 2, 3, 4, 5, 6, 9 and 11 (31.82)